


RPowerD[™] - Farm program decision tool and training resources

January 29, 2019

New Government Program Decision Tools and Info tab in www.AgenteVantage.com






Log into [AgenteVantage](http://AgenteVantage.com). Contact your NAU Country Marketing Representative to create or assist with your sign in credentials. Find the *Farm Bill Analysis* tab in the menu bar and click on “Farm Bill Calculator”. Select your state, county, crop, and practice.


The  icons will remind you what inputs are needed for each line, just hover over them for information. ARC yields defaulted are trend adjusted, you can enter a guess for your county’s 2018 and 2019 ARC yields and explore various “what if” scenarios. Marketing Year Price is the national weighted average price received by producers for the current crop year. The PLC Payment yield is available to the producer from the FSA and can be updated next year in 2020. Click the “Calculate” button to display the payment on ARC vs. PLC.

ARC / PLC Comparative Tool for 2019 Crop Year

State	County	Commodity	Yield Type
Indiana	Wayne	Corn	Non-Irrigated

Farm Bill Scenarios

Year:	2014	2015	2016	2017	2018	2019
ARC Yield: 	198	168	175	187	<input type="text" value="173.0"/>	<input type="text" value="173.0"/>
Marketing Year Price: 	3.7	3.61	3.36	3.36	<input type="text" value="3.25"/>	<input type="text" value="3.52"/>
PLC Payment Yield: 						<input type="text" value="173.0"/>

Enter your FSA Program Yield for this crop on the FSN you are evaluating. 

PLC	ARC
Price Loss Coverage	Agricultural Risk Coverage
\$31.14	\$0.00
Per Payment Acre	Per Payment Acre
Effective Reference Price: \$3.70	5yr Olympic Avg Yield: 178
Effective Price: \$3.52	5yr Olympic Avg Price: \$3.70
Price Loss: \$0.18	86% Revenue Guarantee: \$566.40
Payment Yield: 173	Actual County Revenue: \$608.96
Protects Against Price Drops	Protects Price and County Yield
Based On Marketing Year Average (MYA) Price	86% Trigger

Buttons: Calculate, Reset, Farm Bill Presentation, Farm Bill Handout, Print

Note that once you click “Calculate”, two links appear (see red arrows above). The link on the left is a slide deck we use at group and individual meetings to explain the details of the Farm Bill and FSA Programs. The link on the right is a Farm Bill Handout for reference.

Highlights for agents

- PLC looks like the best choice for all major crops (except soybeans) for 2019 and 2020.
- If corn and wheat are moved from ARC into PLC for 2019-2020 - SCO becomes a great choice for those taking less than 85% RP Coverage on the 2019 crop. [\(SCO has a 65% subsidy\)](#)
- Crop insurance is still the first and best financial safety-net vs. PLC or ARC.
- Agents can help producers determine if FSA Program yields should be updated for 2020 next year.
- Marketing Loan Rates were raised, MFP signup deadline is Feb 14., and the ARC/PLC deadline is unknown.

View previous RPowerD newsletters on the [NAU Country website](http://www.naucountry.com).



NAU Country Insurance Company Corporate office
 Phone: 763.427.3770
 Toll Free: 800.942.6557

